
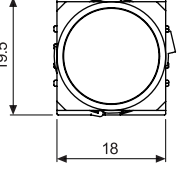
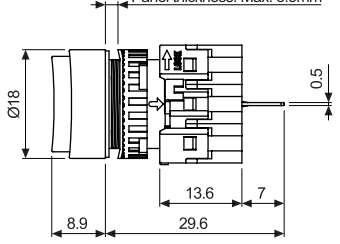
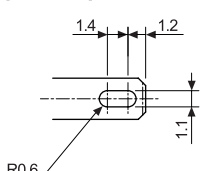

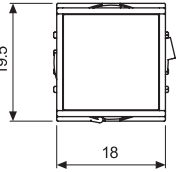
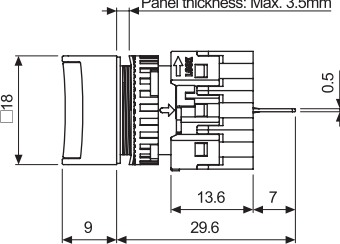
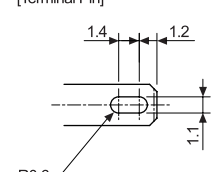


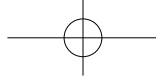


Ø16 Pilot Lights


Ø16 Pilot Lights (L16RR Series)


| Type | Appearance | Model | Contact block | LED block |
|--|--|------------|---------------|------------|
| | | | C contact | DC voltage |
| Flat round, extended |  L16RR-EY□ | L16RR-E□5 | — | 1 (5VDC) |
| | | L16RR-E□12 | | 1 (12VDC) |
| | | L16RR-E□24 | | 1 (24VDC) |
| ※□ indicates color: R , B , G , Y , W ※The light unit and LED blocks are sold separately. (light unit: bold letters, LED block: regular letters) ※The LED color is the same as the control unit. | | | | |
| • Dimensions (unit: mm) <div style="display: flex; justify-content: space-around; align-items: flex-start;">    </div> <p style="text-align: right;">※For panel cut-out dimensions, please refer to page A-48.</p> | | | | |

| Type | Appearance | Model | Contact block | LED block |
|--|---|-------------|---------------|------------|
| | | | C contact | DC voltage |
| Flat square (half guard), extended |  L16RRS-HG□ | L16RRS-H□5 | — | 1 (5VDC) |
| | | L16RRS-H□12 | | 1 (12VDC) |
| | | L16RRS-H□24 | | 1 (24VDC) |
| ※□ indicates color: R , B , G , Y , W ※The light unit and LED blocks are sold separately. (light unit: bold letters, LED block: regular letters) ※The LED color is the same as the control unit. | | | | |
| • Dimensions (unit: mm) <div style="display: flex; justify-content: space-around; align-items: flex-start;">    </div> <p style="text-align: right;">※For panel cut-out dimensions, please refer to page A-48.</p> | | | | |



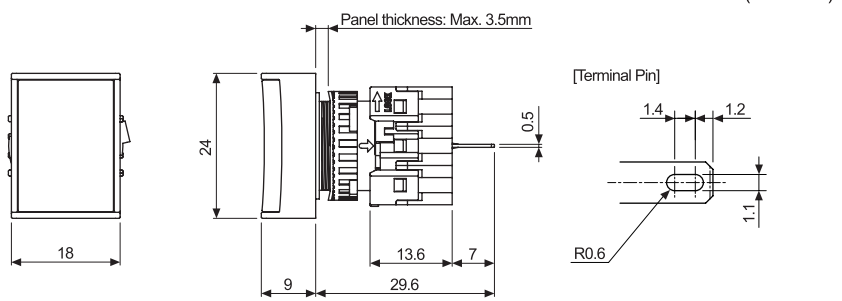
Ø16 Pilot Lights

| Type | Appearance | Model | Contact block | LED block |
|---|---|-------------|---------------|------------|
| | | | C contact | DC voltage |
| Flat rectangular (half guard), extended |  | L16RRT-H□5 | — | 1 (5VDC) |
| | | L16RRT-H□12 | | 1 (12VDC) |
| | | L16RRT-H□24 | | 1 (24VDC) |



※□ indicates color: **R**, **B**, **G**, **Y**, **W**
 ※The light unit and LED blocks are sold separately.
 (light unit: bold letters, LED block: regular letters)
 ※The LED color is the same as the control unit.

• Dimensions



※For panel cut-out dimensions, please refer to page A-48.

Control Switches

Ø16

Ø22/25

Ø30

□30

Push Button Switches

Round

Square

Rectangular

Selector Switches

Round

Square

Rectangular

Key Selector Switches

Round

Square

Rectangular

Double Push Button Switches

Mushroom-head Push Button Switches

Emergency Switches

Pilot Lights

Accessories

Buzzers